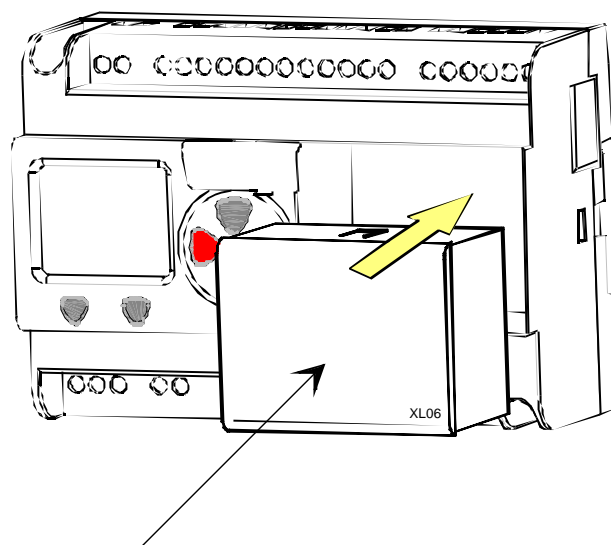
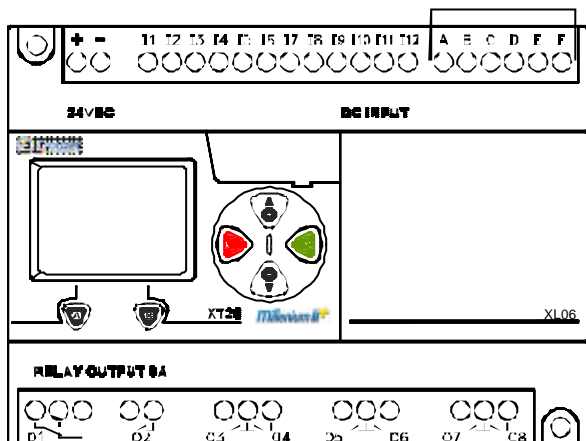


This manual contains text, diagrams and explanations which will help the operator to use the extensions correctly. It must be read and fully understood before attempting to install or use this unit. Installation Manual NTR 756 and the MILLENIUM II+ Tutorial, both of which are on the installation CD-ROM, provide more detailed information.

## 1. Introduction

The 20 local extension is an extension with 2 relay outputs which is used to expand a EX - XT 20 to 12 I/10 O (88 950 063, 88 950 064, 88 950 833, and 88 950 834).

Local extension connection



Addition of the local extension



Turn off the power supply when you install or remove the extension.

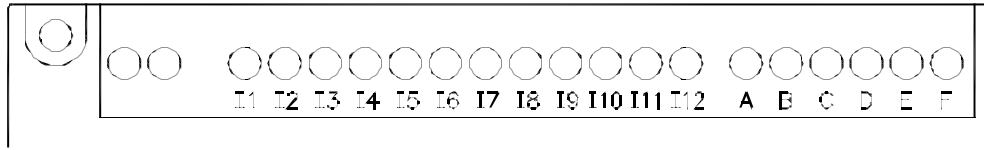
### 1.1 Part number

Type	Part number	Outputs		Weight
		Type	Nbr	
XL 06	88 950 810	RELAY	2	65 gr

### 1.2 Description of outputs

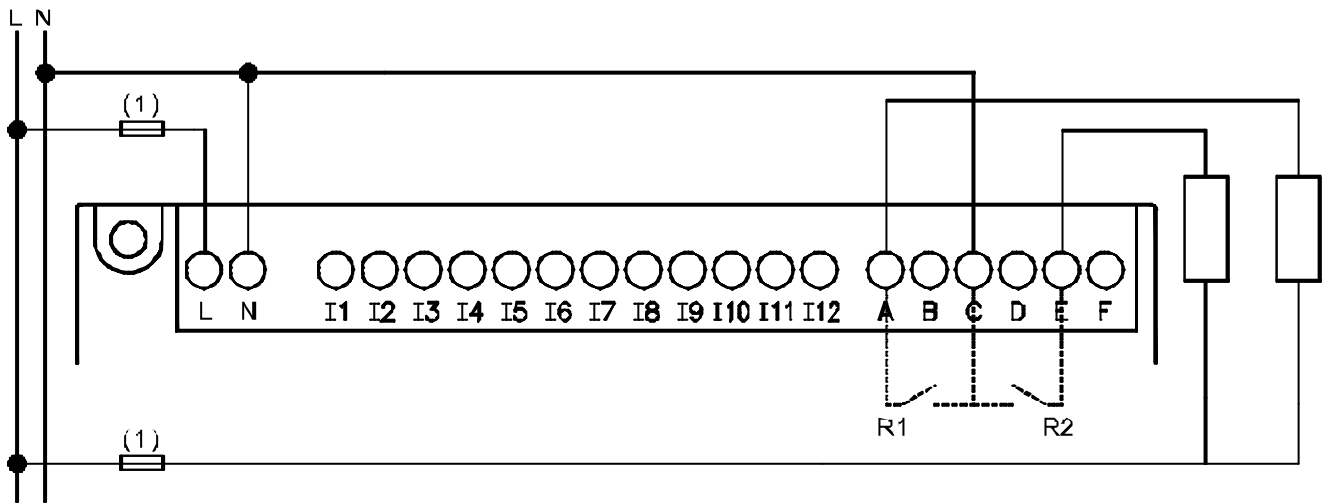
Description	Description of relay outputs
Operating voltage	250 V AC
Max. operating current	250 mA / relay
Isulation	2.5 KV
Response time	Intrinsic / relay = 5 ms Input / Output = 60 ms
Status indication	LCD display on XT 20 base

2. Connection



- A..... O 1 XL NO Relay 1
- B..... NC
- C..... Common Relay 1 and 2
- D..... NC
- E..... O 2 XL NO Relay 2
- F..... NC

3. Wiring



(1) fuse ou cut-out