


Extension for "KZE3-XS" safety relay (22.5 mm)

- Extending the number of contacts in a safety relay
- Used to increase the breaking capacity of the main unit
- "CE" conforming product / BG approved
- Safety via redundancy and self-checking
- 3 "N/O" safety contacts with linked contacts - 6 A / 250 V~
- 1 "N/C" return loop



Technical characteristics	
Power supply	
Power supply voltage	~ 24 V 50/60 Hz = 24 V max. ripple 10%
Operating range	-15% / +10% of Un for ~ -15% / +15% of Un for =
On/off indication	1 power supply voltage LED
Accuracy	
Synchronisation difference	< 25 ms
Maximum response time on emergency stop at Un	50 ms
Output specification	
Type	Volt-free outputs
No. of safety circuits	3 "N/O" AgSnO ₂ contacts
Return loop	1 "N/C" AgSnO ₂ contact
Breaking capacity	1500 VA resistive
Max. current breaking capacity	6.82 A
Max. voltage breaking capacity	440 V~
Electrical life	10 ⁵ operations at 1500 VA resistive 5.10 ⁵ operations at 500 VA resistive
Mechanical life	10 ⁷ operations
Operation and use	
Max. absorbed power	AC 1.6 VA / DC 2 W
On/off indication	1 internal relay status LED
Operating temperature	0°C to +50°C acc. to IEC 68-2-14
Storage temperature	-20°C to +70°C acc. to IEC 68-1/2
Internal voltage	24 V=
Dielectric strength	2.95 kV according to IEC 664-1
Resistance to tracking	Material group III
EMC immunity according to EN 50082-2	
Rapid transients	2 kV directly acc. to IEC 1000.4.4 2 kV when coupled
Radiated electromagnetic field	10 V/m Level 3 acc. to IEC 1000.4.3 80 MHz to 1 GHz / 900 MHz (ENV 50140/204)
Electrostatic discharges	8 kV in the air acc. to IEC 1000.4.2
Shock waves	Common mode 1 kV according to IEC1000.4.5
Radio frequencies in common mode	10 V rms Level 3 acc. to IEC 1000.4.6 150 kHz to 80 MHz (ENV 50141) according to IEC 1000.4.11
Drop-out / short breaks / microbreaks	Un-30% for 10 ms every 1 s Un-60% for 100 ms every 1 s according to IEC 61496-1/97 Un-100% for 10 ms every 100 ms* Un-50% for 20 ms every 200 ms* Un-50% for 500 ms every 5 s**
* the device operates normally ** the device has not failed dangerously	
Casing	
Material	Polycarbonate
Degree of protection	Self-extinguishing - UL94 class VO Casing : IP40 Terminal : IP20
Terminal capacity	2 X 1.5 mm ² multicore with ferrule 2 X 2.5 mm ² solid conductor
Weight	310 g

To order, specify :

Standard products	1 Part number
Example : Extension for KZE3-XS safety relay : 85 100 936	

Type	KZE3-XS
Part number (and voltage)	
24 V ~/=	85 100 936
40/260 V ~	* 85 100 937

Conformity	
European "Machinery" Directive 89/392/EEC	●
French Decree 92/765-766-768	●
European "Usage" Directive 89/655/EEC	●
French Decree 93-40 / 93-41	●
NF-EN 60204-1	●
NF-EN 292-1 and 2	●
NF-EN 954-1	●
NF-EN 418	●
NF-EN 1088	●
UL 508	● UL
C22-2 No. 14-M91	● (C) UL
GS-ET-20	● BG

*Available 2nd half 1999

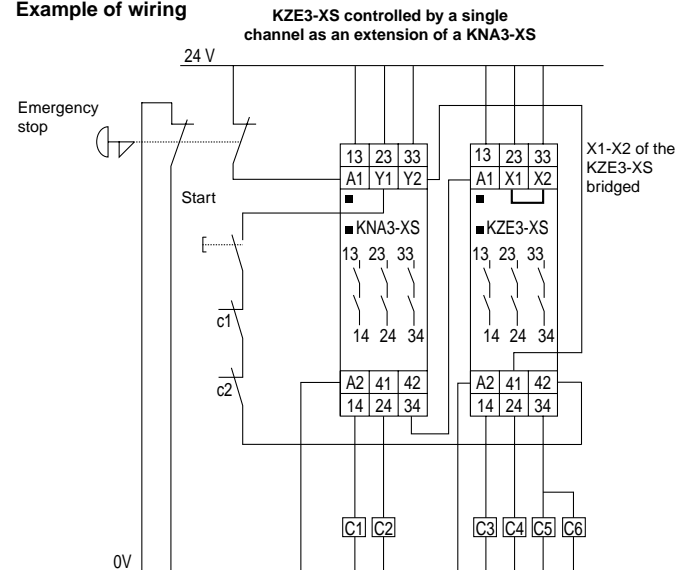
Connections



Key

- A1-A2 : Power supply
- Control device(s)
- 41 - 42 : Return contact
- 13-14/23-24/33-34 : "N/O" safety contacts
- X1-X2 : Internal return loop

Example of wiring



Control devices :

Depending on the degree of safety required, the KZE3-XS can be controlled by one or two channels. In most cases, control by one channel will be sufficient. Please consult your inspection office for further information.

Control devices :

The KZE3-XS has three "N/O" safety contacts (13-14/23-24/33-34) and a return loop (X1-X2) which must be included in the "start /

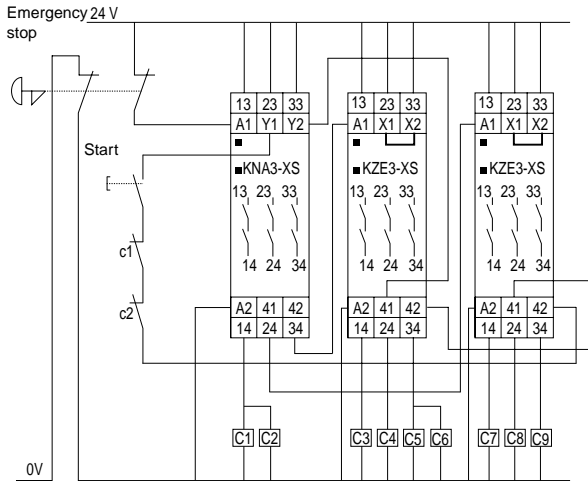
validation" line (Y1-Y2) of the main unit. One or more control devices may be wired up to the breaking capacity of the safety contacts : 1500 VA. However, to limit internal heating in the KZE3-XS, it is advisable not to exceed 10 A thermal for all three contacts.

Extending the number of contacts :

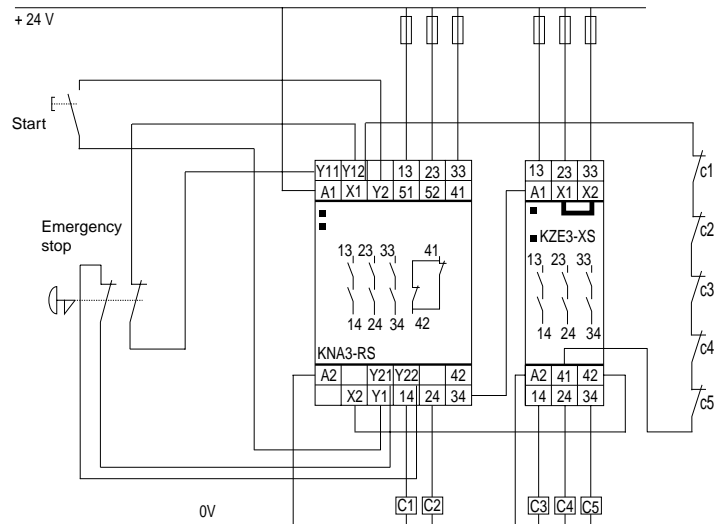
It is possible to wire several extension KZE3-XS units in cascade. All the return loops (X1-X2) will be in series with the "start / validation" line (Y1-Y2) of the main unit.

Examples of use

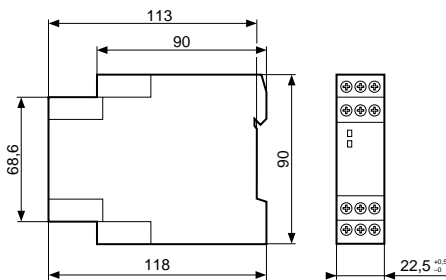
Two KZE3-XS as extensions of a KNA3-XS



KNA3-RS with KZE3-XS extension unit



Dimensions



Mounting - Removing see page 11/7